



DTEN ME Pro Product Guide

Thanks for choosing DTEN
Enjoy your DTEN ME Pro

What's Inside the Box

- DTEN ME Pro x 1
- Power Adapter (19V===4.73A) x 1
- HDMI cable x 1
- USB-C Adapter x1
- USB-C to USB-A Cable x 1

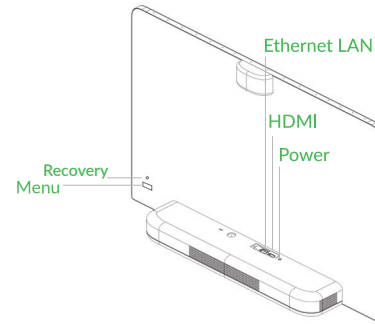
Quick Setup

1. Use the included Power Adapter to plug in your DTEN ME Pro
2. Follow the on-screen instructions to set up the network and register your DTEN ME Pro

Tips

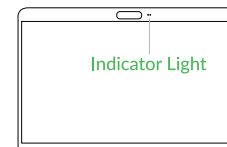
1. Ethernet connection is preferred for the best meeting experience.
2. Please do not disconnect the power without properly shutting down the system.
3. If you have any questions, feel free to contact us.
✉ SUPPORT@DTEN.COM 📞 1.866.936.3836

Diagrams



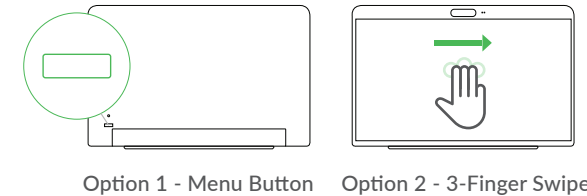
Indicator Light

1. Green light | Camera is in use
2. Alternating lights | System is loading
3. No light | Camera is not in use



The DTEN Menu- Dashboard

1. Accessing the Menu

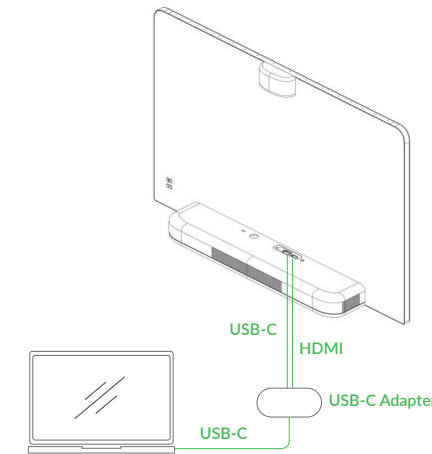


2. Available Menu Options

- Power off
- Restart
- Screen sleep
- Network settings
- Device mode selection
- Additional device settings

Smart Peripheral Setup

You can utilize DTEN ME's touch speakers, camera and microphone arrays as your computer's peripherals.



Safety Notice

Do not use the power supply beyond the specification.
Do not place the display on an unstable area or inclined surfaces. Otherwise, the display may fall over or this may result in fire.
Do not put the display under direct sunlight, superheated or dusty environment; environment with flammable substances stored or used; environment with flammable or corrosive gas; bathroom, kitchen and other environment.
Do not use damaged or improper receptacles so as to guarantee good contact between plug and socket.
Do not attach dust or metal substances to power plug or socket.
Do not damage power cord; do not reft power cord; do not put heavy objects on power cord; keep power cord away from heat source; do not pull power cord while taking it off.
Do not connect too many power plugs in a socket. Otherwise, this may cause fire owing to power overloading.
Do not put naked flame (such as turned candle) close to the display. Otherwise, this may cause an electric shock or a fire hazard.
Do not touch plug with moisture hand. Otherwise, this may result in electric shock. Keep product away from dripping or sprinkling.
Do not use expose the display to rainstorm especially thunderstorm. Disconnect power supply and antenna plug to prevent lightning stroke.

Do not disassemble, repair or modify the display at your own discretion. You may be injured by electric shock or fire. All repairs must be performed by qualified service personnel.
In case of following conditions
-Power failure or unstable voltage.
-Abnormal sound or smell from the display.
AC power cord is damaged.

display is damaged owing to falling, knocking or bumping.
-Any liquid of foreign object dropped into the display.
Immediately turn off the display and unplug the power plug from receptable, contact authorized professional personnel for repairing. Make sure that children do not climb on the display.

Keep the small parts out of the reach of children, to preven accidentally swallowed.
Do not put vase of other containers filled with fluid on the display.
If the display is not used for a long period of time such as a travel, power off the display and unplug the power plug.
Unplug the power plug first before cleaning the display. Use soft cloth without industrial cleaner. Avoid foreign object drop into the display.

If it is required to adjust the position or angle of the display, unplug the power plug and move it slowly to preven the display from dropping.
Disconnecting device description: as the disconnecting device, power plug cannot be covered. It must be maintained at convenient operation status. Do not scrub or knock LCD with hard substance, or do not distort or squeeze LCD.
If LCD is damaged and liquid is splashed to skin, flush skin with fresh water for 15 minutes and consult your doctor immediately.
When you move the display by hand, hold four corners at the bottom of the display, do not apply excessive force to the panel.
Do not display still image (mark, video game, computer video, electronic text, 4:3 mode display image and other images for more than 2 hours (time may differ with different servie conditions of the display. The warranty does not cover the permanent rention of image.

Ways to watch display healthily:watch display under proper light. If you water display under insufficient light for long time, it may affect your vision. When you use earphones, adjust the volume level at first protect your hearing from super high volume.
There is a risk of explosion if battery is replaced by an incorrect type. Dispose of used batteries according to the instructions.
Batteries (battery pack or batteries installed) shall not be exposed to excessive heat such as sunshine, fire or the like.
Do not put or store infammable substances near the display.
Do not expose the display to dripping or splashing, and ensure that no object filled with liquid, such as vases, are placed on the display.
In case of leakage of gas or other inflammable gases, do not plug or unplug power plug of display or other electric appliances. Turn off the gas supply and open the windows immediately.

Do not place display on an unstable surface. The display may fall over, cause serious personal injury or death. May injuries, particularly to children, can be a voided by taking simple precautions such as:
-Using cabinets or stands recommended by the manufacturer of the display.
-Only using furniture that can safely support the display.
Ensuring the display is not overhanging at the edge of the furniture.
Not placing the display on the tall furniture (e.g. cupboard or bookshelf) without anchoring both the furniture and the display to a suitable support.
No placing the display on cloth or other materials that are located between the display and furniture.

Educating children about the dangers of climbing on furniture to reach the display or its controls.
If your existing DTEN product will be retained and relocated, the above considerations should be applied. Hereby, DTEN declares that this product is in compliance with the essential requirements and other relevant provisions of Directive 1999/5/EC. This equipment should be installed and operated with a minimum distance of 20cm between the radiator and your body.
Notification of the intent to market the device to EU member states may be necessary due to the restrictions in use in certain countries.

Operations in the 5GHz band is restricted to indoor usage only.
If a display is not positioned in a sufficiently stable location, it can be potentially hazardous due to falling. Many injuries, particularly to children, can be avoided by taking simple precautions such as:
-Using cabinets or stands recommended by the manufacturer of the display.
-Only using furniture that can safely support the display.
-Ensuring the display is not overhanging the edge of the supporting furniture.
-Not placing the display on tall furniture (for example, cupboards or bookcases) without anchoring both the furniture and the display to a suitable support.

Not standing the display on cloth or other materials placed between the display and supporting furniture.
Educating children about the dangers of climbing on furniture to reach the display or its controls.
Altitude during operation (m): less than 5000m.
The lightning flash with arrowhead symbol, within an equilateral triangle is intended to alert the user to the presence of uninsulated dangerous voltage within the product enclosure that may be of sufficient magnitude to constitute a risk of electric shock.
The exclamation point within an equilateral triangle is intended to alert the user to the presence of important operating and maintenance (servicing) instructions in the literature accompanying the appliance.

FCC Statement

This device complies with Part 15 of the FCC Rules. Operation is subject to the following two conditions: (1)This device may not cause harmful interference, and (2) This device must accept any interference received, including interference that may cause undesired operation.
Any Changes or modification not expressly approved by the party responsible for compliance could void the user's authority to operate the equipment.
NOTE: This equipment has been tested and found to comply with the limits for a Class B digital device,pursuant to Part 15 of the FCC Rules. These limits are designed to provide reasonable protection against harmful interference in a residential installation.
This equipment generates uses and can radiate radio frequency energy and, if not installed and used in accordance with the instructions, may cause harmful interference to radio communications. However, there is no guarantee that interference will not occur in a particular installation.

If this equipment does cause harmful interference to radio or television reception, which can be determined by turning the equipment off and on, the user is encouraged to try to correct the interference by one or more of the following measures:
- Reorient or relocate the receiving antenna.
- Increase the separation between the equipment and receiver.
- Connect the equipment into an outlet on a circuit different from that to which the receiver is connected.
- Consult the dealer or an experienced radio/display technician for help.

FCC Radiation Exposure Statement
This equipment complies with FCC radiation exposure limits set forth for an uncontrolled environment. This equipment should be installed and operated with minimum distance 20cm between the radiator & your body.

Caution


TO PREVENT ELECTRICAL SHOCK, DO NOT REMOVE THE COVER OR SCREWS.
NO USER-SERVICEABLE PARTS INSIDE. REFER SERVING TO QUALIFIED SERVICE PERSONNEL.

Toxic/Hazardous Substance/Element in the Product

Component	Toxic and Hazardous Substance or Element					
	(Pb)	(Hg)	(Cd)	(Cr ⁺)	(PBB)	(PBDE)
Display screen	X	○	○	○	○	○
Housing	○	○	○	○	○	○
PCBA*	X	○	○	○	○	○
Power cord and cables	X	○	○	○	○	○
Metal parts	○	○	○	○	○	○
Packing materials*	○	○	○	○	○	○
Remote control	X	○	○	○	○	○
Speaker	X	○	○	○	○	○
Accessories*	○	○	○	○	○	○

This table has been prepared in accordance with SJ/T11364.
*： PCBA includes the PCB and its electronic components
Packing materials include the carton, EPS, etc.
*： Other accessories include the User's Manual, etc.
*： The content of such toxic/hazardous substance in all homogeneous materials of such component falls within the content limit specified in GB/T26572-2011.
The content of such toxic/hazardous substance in one or more homogeneous materials of such component goes beyond the content limit specified in GB/T26572-2011.

As shown in the above table prepared based on the data provided by our material suppliers for each type of materials and verified by us, this product contains hazardous substances. The hazardous substances contained in some materials are irreplaceable at the current technological level although we've been trying to make improvements.

The environment-friendly use period of this product is 10 years (see the pollution control symbol in the right figure). 

Such use period will be maintained under the normal working conditions specified in the User's Manual only.

Indicative Description of Regulations on Recycling and Disposal of Waste Electrical and Electronic Products.
To care for and protect the earth better, please send it to a local manufacturer with nationally recognized qualification for recycling according to the national applicable laws and regulations on recycling of waste electrical and electronic products when you no longer need this product or at the end of its service life.

As a Class-B product, it may product radio interference in living environments. In such cases, using an additional power plug as the make and break device will be a practical way to restrain interference

Operating Temperature 0°C to 40°C

Important Statement on Network Service

All contents and services obtained from the product are owned by third parties and protected by copyright, patent, trademark and /or other intellectual property laws. These contents and services are only for your personal non-commercial purposes, which shall not be used in a way not authorized by the content owner or service provider.

Under no circumstances shall our company be liable for any direct, indirect or unexpected losses or damages arising from your or any third party's access to any contents or services or any information or third-party software through this product.
Third-party services may be subject to change, removal or discontinuation without prior notice. Our company does not represent or warrant that some services or contents will remain accessible at any time.

Our company will not be responsible for any service related to these contents and services, or assure any liability for customer service. For any question or servie request about these contents and services, please directly contact your content or service provider.

Disclaimer

When any of the following cases occurs, the company does not guarantee the liability of free maintenance.
1. Product damages caused by violating the user guidance.
2. Hardware damages caused by improper assembly.
3. Product damages caused by unauthorized modification or maintenance.
4. Product damages caused by using in unpermitted environment.
5. Product damages caused by abnormal external force.
6. Product damages caused by natural disasters or other force majeure.
7. Privately tear off or damage disassembly tabs.
8. Unable to provide effective purchase certificate.
9. The warranty will be voided if DTEN assesses any of the following cases have occurred.
10. Do not disassemble the DTEN product without the supervision of a DTEN technician.

The content is this document is for reference only. Content is subject to change without notice. For most updated information, please visit dten.com.

Japan Telec Statement

電波法により5.3 GHz帯は屋内使用に限りです
5.3 GHz band is restricted to indoor use due to the Radio Law
5.2 GHz 帯域は屋内での使用のみに制限されています (5.2 GHz 高電力基地局または中継局と通信する場合を除く)
5.2 GHz band is restricted to indoor use only (Except when communicating with 5.2GHz high power base stations or relay stations)

本製品は付属の電源ケーブルにて使用ください*
This product should be used with attached AC power cable